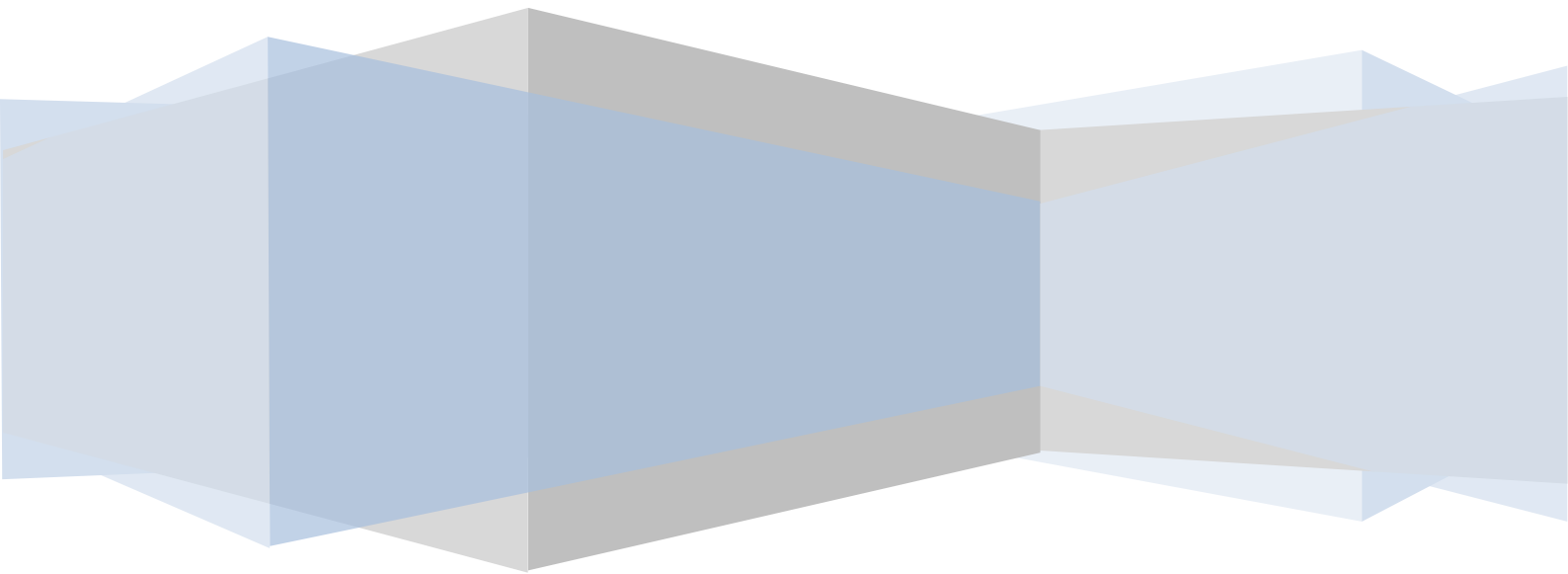




## **Registering to Play Bridge via the website**



## REGISTERING VIA THE WEBSITE FOR THE FIRST TIME

The website will list all events open to registration.

From a web browser, access the website [www.playbridgerockhampton.com](http://www.playbridgerockhampton.com)

Click the title of the event you wish to register to play in.



Play Bridge Rockhampton

Events ▾


Sign In

### Events



Date/Time	Event
17/10/2020 9:15 am - 12:15 pm	Saturday Pairs Bridge Session Rockhampton Bridge Club, Rockhampton

If you have never registered before it is simply a matter of completing the form and submitting it. You just need to ensure you have entered a valid email address and your new account details will be emailed to you. Your partner does not need to register, you are registering on their behalf.

Play Bridge RockhamptonEvents ▾ Sign In

---

## Saturday Pairs Bridge Session

**Date/Time**  
Date(s) - 17/10/2020  
9:15 am - 12:15 pm

**Location**  
Rockhampton Bridge Club

**Categories**

- Face to Face

Face to Face Bridge session at the Rockhampton Club House. Please complete the registration form below to register for this session.

Booking is essential!

### Bookings

Spaces  ▾

Name \*

Email \*

Address \*

City/Town \*

Phone \*

Partner \*

Log in if you already have an account with us.

Username

Password

Remember Me

[Lost your password?](#)

I consent to my submitted data being collected and stored as outlined by the site .

## REGISTERING VIA THE WEBSITE IF YOU HAVE ALREADY REGISTERED

Once you have registered on the website, you will receive an email with your login username and password. Be sure to check your spam or junk folders if you are having troubles locating it.

[Play Bridge Rockhampton] Your username and password



WordPress <wordpress@playbridgerockhampton.com>  
To Matthew Maguire

You have successfully created an account at Play Bridge Rockhampton

You can log into our site here : <http://playbridgerockhampton.com/wp-login.php>

Username : matthew.maguire

Password : LkNze4X9YSib

To view your bookings, please visit <http://playbridgerockhampton.com/index.php/events/my-bookings/> after logging in.

Now that you have been issued a username and password, you can now login to the website to cancel your bookings or make a new one. When you access the Event you wish to register for, just enter the username and password from your email in the Username and Password fields on the right and then complete the registration form.



## Saturday Pairs Bridge Session

**Date/Time**

Date(s) - 17/10/2020  
9:15 am - 12:15 pm

**Location**

Rockhampton Bridge Club

**Categories**

- Face to Face

Face to Face Bridge session at the Rockhampton Club House. Please complete the registration form below to register for this session.

Booking is essential!

### Bookings

Spaces  ▼

Name \*

Email \*

Address \*

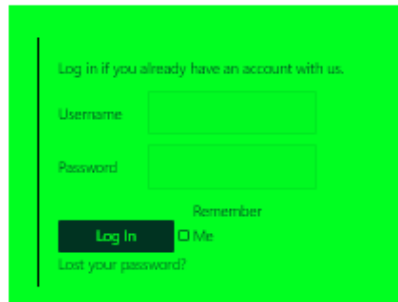
City/Town \*

Phone \*

Partner \*

I consent to my submitted data being collected and stored as outlined by the site .

[Send your booking](#)



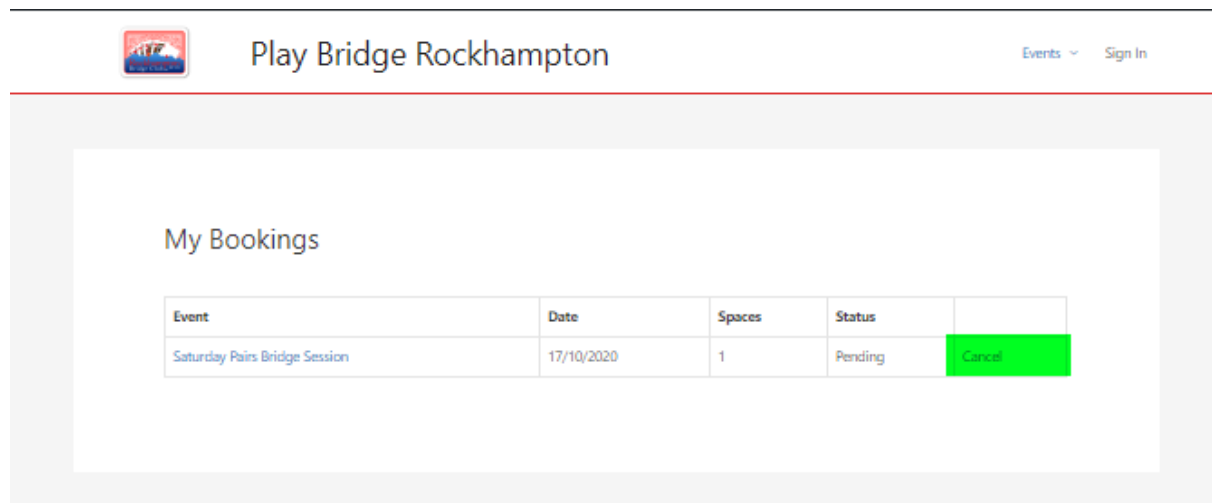
If you are logged in and have already registered for an event, you won't see the registration form but in its place you will see you a notification stating that you are already currently attending this event.

### Bookings

You are currently attending this event. [Manage my bookings](#)

## CANCELLING YOUR REGISTRATION FOR AN EVENT

Simply sign in with your issued username and password and click on the Events menu to show the full menu and click My Bookings. Then simply click the Cancel button next to the desired event.



The screenshot shows the 'Play Bridge Rockhampton' website interface. At the top left is a logo, and at the top right are links for 'Events' and 'Sign In'. The main content area is titled 'My Bookings' and contains a table with the following data:

Event	Date	Spaces	Status	
Saturday Pairs Bridge Session	17/10/2020	1	Pending	<a href="#">Cancel</a>